

Timeline Commissioning

Process steps



Please note



This time scale focuses on the implementation of the fire protection requirements from the building permit and fire protection concept. Other basic requirements that are required for commissioning (e.g. obtaining any necessary environmental permits) are not taken into account here.

Start of the inspections to check the construction work in terms of fire protection

After obtaining and checking the building permit and the (partial) preparation of the execution details, construction begins. The fire protection engineer's monitoring work begins when the shell is completed

fire matrix test

tests of the correct implementation of the fire control matrix

construction

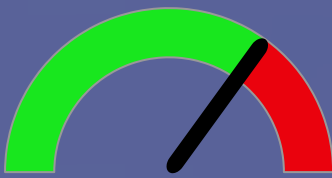
construction



safety systems

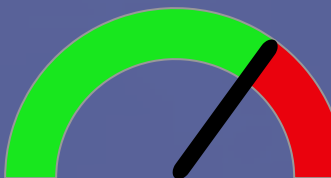


Documentation

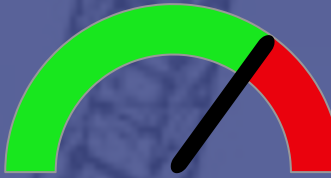


conformity

achieved



safety systems completed



Documentation Completed

fire department check of fire alert system

The fire alarm system is checked by the fire department and approved for connection to the fire department

Inspection of the safety-relevant systems by the testing experts

All safety-relevant systems must withstand inspection. The test is completed for each system with a test report determining operational safety and effectiveness

Compilation of documentation and transfer to fire protection engineer

All fire protection-related documentation for the property is checked by the fire protection engineer.

2 weeks

Declaration of conformity with the fire building permit and protection concept

Declaration is possible if:

- the construction is consistent with the fire protection concept and there are no significant defects
- the safety-relevant systems are operationally safe and effective without restrictions and approved by the checking engineers
- the documentation is complete including also the checking engineer reports (this also refers to the report provided by structural engineer).

Notification of completion to the authorities

The completion notification form will be sent to the authority including the necessary documentation.

2. Auftragsnummer		Bitte nach Abschluss des Projekts nicht ausfüllen!	
1. Angaben der abschließenden Fertigstellung (§ 74 Abs. 1 HBO) Nicht für Vorarbeiten nach § 59 HBO		Eintragstermin für Nachschub	
2. Bau- grundstück		Eintragstermin für Nachschub	
3. Bauverfahren (nach Art und Natur)		Eintragstermin für Nachschub	
4. Fertigstellung Das Gebäude wird abschließend fertiggestellt sein am:		Eintragstermin für Nachschub	
5. Bauherrenhaft		Eintragstermin für Nachschub	
6. Bauleiterin		Eintragstermin für Nachschub	
7. Anlagen		Eintragstermin für Nachschub	

The declaration must be signed by the building owner and construction manager

Commissioning

If no objections or reservations are expressed by the building inspectorate, use of the building may begin two weeks after formal notification of completion to the authority.